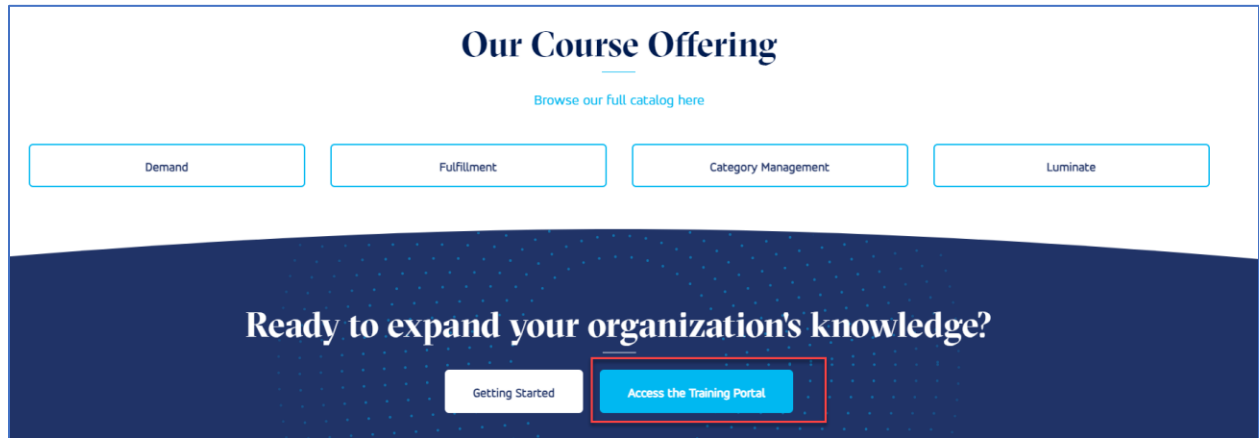


How to Access Your Subscription(s)

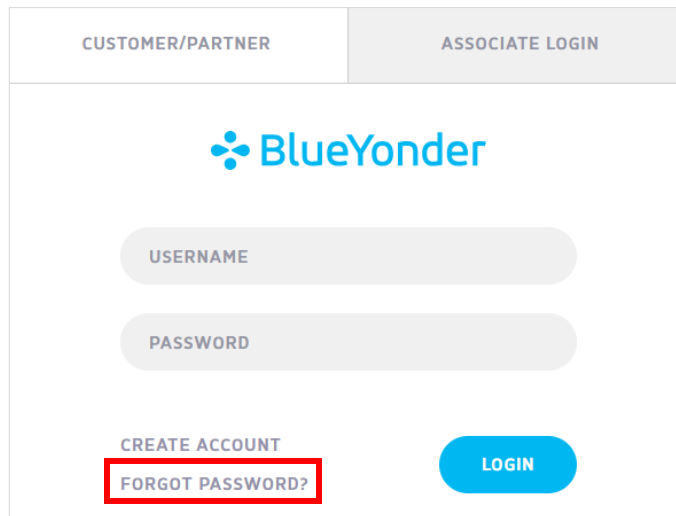
To access your subscription(s):

1. Go to Training.BlueYonder.com.
2. Scroll to the bottom and select "[Access the Training Portal](#)".

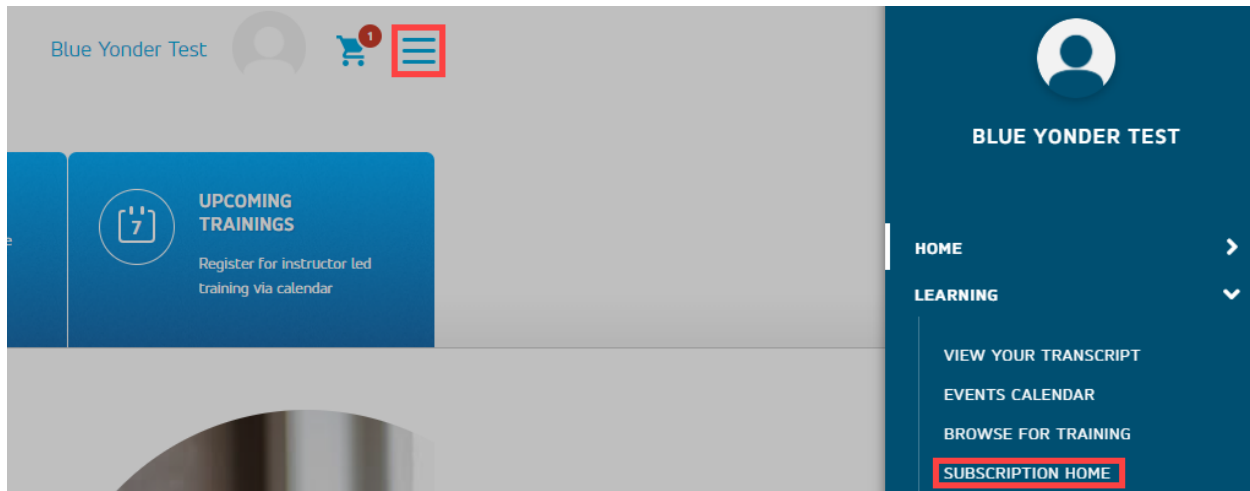


3. Log in with your username and password. Username is your company email address.

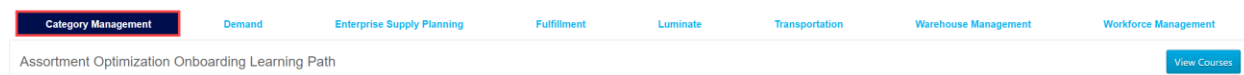
Note: If it is the first time you are logging into the portal, please click [Forgot Password?](#) link. An e-mail will be sent to you with a link to reset your password.



- Click the menu button in the top right-hand corner, then click **SUBSCRIPTION HOME** from the drop-down menu.



- Locate your subscription and click on the product name.



Note: The top tabs show the different subscriptions that Blue Yonder Education Services offers. You only have access to subscription courses you purchased.

- Click **View Courses** and then the course name.



- Click **Request**.

CURRICULUM

5703: Assortment Optimization Subscription v2019.1

Last Updated 04/27/2023 Duration 12 hours, 42 minutes

Details

This subscription consists of multiple learning components with demos and documents that will help you understand Assortment Optimization, how it works, and how to use it.

Note: Complete all the learning components in both of the sections, to successfully complete the curriculum.

The individual components that make up the curriculum are not available for stand-alone registration. Please register for the curriculum.

[Show More](#)

